
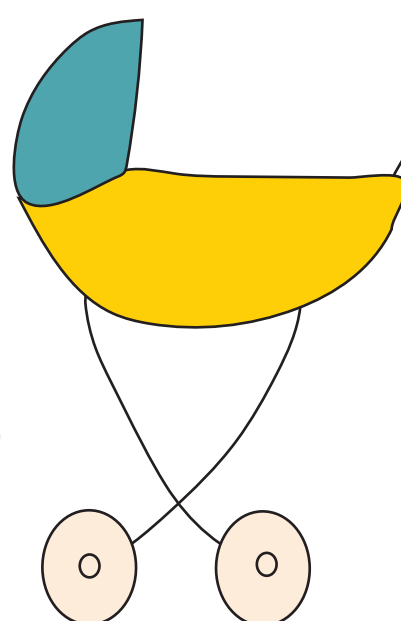



# TOP 10 TIPS FOR A KID FRIENDLY THANKSGIVING


zzz

1. REST BEFORE WHETHER YOU ARE A HOST OR A GUEST!



2. GO ON A WALK AND GET OUT SOME OF THE KIDS ENERGY BEFORE.


3. INVOLVE THE KIDS IN COOKING.




5. CREATE A TABLE JUST FOR THE KIDS.




4. LET THE KIDS HELP WITH SETTING THE TABLE.



7. INCORPORATE KID FRIENDLY ITEMS INTO THE MENU LIKE MAC N CHEESE.



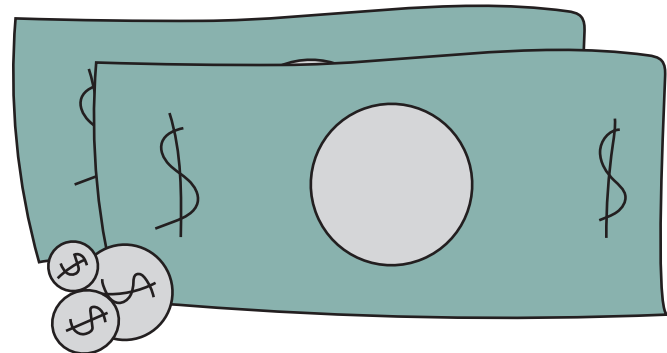

6. SET THE KIDS TABLE WITH DECORATIONS AND CANDY.



Give Thanks

8. GIVE THANKS FOR FAMILY AND FRIENDS.

9. KEEP THE KIDS BUSY WITH CRAFTS.



10. VOLUNTEER OR DONATE TO HELP THOSE IN NEED.

10.

LEARN MORE TIPS AT  
[WWW.BABYQUIP.COM](http://WWW.BABYQUIP.COM)

BabyQuip is the #1 baby equipment rental service and marketplace offering thousands of baby gear items in over 500 cities across the US and Canada.